

# ***Manitoba Infrastructure and Transportation Guide for Establishing Reduced-Speed School Zones***

## **Overview**

*The Highway Traffic Act* authorizes local governments, such as municipalities, Northern Community Councils and First Nation Band Councils, to make by-laws establishing reduced-speed school zones (RSSZ).

The *Reduced-Speed School Zones Regulation* (regulation) sets out requirements related to speed reductions, by-law development, and the signage necessary for the establishment of RSSZ's. Local governments opting to designate portions of roadways as RSSZ's are required to do so in accordance with the regulation. This helps to ensure that RSSZ's are identifiable and the maximum speeds within them are enforceable.

The regulatory requirements for establishing RSSZ's are set out below. The requirements are only applicable to RSSZ's. Traffic authorities will continue to have autonomy in determining the location and erecting approved signage for school areas where there is no speed reduction.

## **Designating Reduced-Speed School Zones**

With the exception of privately-owned roadways, local governments may establish RSSZ's on portions of roadways within their geographical boundaries without Highway Traffic Board approval. This includes roadways under provincial authority (i.e. provincial roads and provincial trunk highways).

For the purposes of establishing a RSSZ, a *school* includes:

- Both public and private schools from kindergarten to grade 12; and
- All *school property*, this includes the school building, school yard and school recreational facility.

The regulation establishes the following parameters regarding the size and location of RSSZ's:

- Roadways with a speed reduction must be within 150 m from the boundary of the school property;
- At least some length of each roadway where the maximum speed is reduced must abut the *school property*.

In cases where two RSSZs are within 300 m of each other, one RSSZ may be established.

## Maximum Speed in a Reduced-Speed School Zone

Local governments may determine the maximum speed in RSSZ's within the following parameters.

- The maximum speed must not be lower than 30 km/h on roadways where the posted speed limit is less than 80 km/h; and
- The maximum speed must not be lower than 50 km/h on roadways where the posted speed limit is 80 km/h or more.

Local governments may determine when speed reductions are in effect. In cases where the speed reduction is not in effect at all times, signs must be erected to inform motorists of when to slow down (see section on signage).

Note that the maximum speed(s) must be reduced in increments of 10 km/h. The regulation requires maximum speed signage to be in accordance with the specifications set out in the *Manual of Uniform Traffic Control Devices for Canada* (MUTCD). The MUTCD does not include maximum speed signage in increments other than ten.

## By-law Requirements

Reduced-speed school zone(s) must be established under a by-law(s) that includes specific information required by the regulation. Providing all the required information in the by-law is necessary for speed reductions to be authorized and enforceable. Ensuring the by-law meets the regulatory requirements will help reduce the possibility of tickets being challenged on the basis that the maximum speed was not legally established.

By-laws authorizing RSSZ's must include the following information:

- Maximum speed(s);
- Hours/days/months in which the speed reduction is in effect;
- Description of where the RSSZ(s) begins on a roadway and where it ends;
- Description of how the portions of road designated as RSSZ's are measured (i.e. 75 m from the front door, 150 m from the school property, etc.);
- The schools in connection with the RSSZ's and, if applicable, any separate school yards and school recreational facilities in connection with the RSSZ; and
- A list of highways on which RSSZ's are designated and cross-referenced to the affected school property.

Local governments may use one by-law to designate all reduced-speed school zones within their geographical boundaries. Local governments are encouraged to consult with their legal counsel in the development of RSSZ's by-laws to help ensure speed reductions are in accordance with the regulation.

Sample by-law description of reduced-speed school zones:

*The maximum speed limit for vehicles traveling along a portion of highway described herein within 150 metres along the highway in either direction beyond the school property line is 30 km/h between 7:00 am and 5:00 pm from Monday to Friday.*

<b>Highway</b>	<b>School</b>
<i>Blue Drive</i>	<i>Redlake Elementary School, 43 Red Drive</i>
<i>Red Drive</i>	<i>Bluelake High School, 12 Blue Road</i>
<i>Yellow Avenue</i>	<i>Yellowlake Middle School, 15 Yellow Avenue</i>

## **Required Signage & Placement**

The regulation sets out the signage required to identify RSSZ's and the maximum speed within them. Only signage prescribed in the regulation may be used for the purposes of RSSZ's. Although many of the signs required in the regulation are the same as those already approved for use throughout Manitoba (i.e. yellow/green school area sign), there are specific requirements regarding the combination and placement of these signs that is unique.

Signage must meet either the requirements of the MUTCD for Canada or conform to the requirements prescribed in the regulation, as applicable. The regulation specifies the minimum dimensions of the required signs; however, local governments may proportionally increase the size of signs when deemed necessary. Bilingual versions of the signs are also prescribed in the regulation.

Local governments may establish RSSZ's on provincial highways/roads; however, Manitoba Infrastructure and Transportation's (MIT) Director of Traffic Engineering must approve the physical characteristics and erection of the signage. This is to ensure that signs are erected in accordance with safe traffic engineering practices and will not affect a local government's decision to establish a RSSZ's. MIT will supply and install signage for RSSZ's located on highways/roads under provincial jurisdiction.

**Sign Placement on Roadways**

The regulation requires signs to face drivers entering, proceeding through, and leaving a RSSZ. There are also requirements regarding the placement of signs on two-way, multi-lane and one-way roadways, as follows:

- On two-way undivided roadways, signs must be erected to the right of the roadway;
- On roadways with two or more traffic lanes in one direction, signs must be erected to both the right and left of the roadway, provided there is a centre median of sufficient width to place signs; and
- On one-way roadways, signs must be placed to both the right and left of the roadway.

**Warning Signs**

The following warning sign must be placed at the approach of a RSSZ to alert drivers of the up-coming speed reduction. The sign must be erected not less than 100 m and not more than 250 m before the beginning of a RSSZ's in both rural and urban areas. The prescribed distances reflect the standard under the MUTCD standard.

If the portion of roadway before the beginning of a RSSZ does not extend at least 150 m, the warning sign is not required. This exemption is intended to address situations where it is impracticable or impossible to effectively use a warning sign, i.e. where a school is located near a T-intersection or on a dead-end street. However, traffic authorities are encouraged to place a warning sign at the approach to all RSSZ's, even if the MUTCD standard cannot be met. The warning sign enhances the safety of a RSSZ and the enforceability of speeding tickets by giving drivers time to comply with the speed reduction.



**Signs at the Beginning of the Zone**

The beginning of a RSSZ must be identified using a school area sign with a maximum speed limit sign directly below it. The number of the by-law authorizing the speed reduction must also be identified at the beginning of a RSSZ. This may be done by placing a separate sign directly below the maximum speed sign, as shown below. Alternatively, the by-law number may appear on the school area, or maximum speed sign. The by-law number should be clear and legible.



School area signs must be at minimum 600 mm x 600 mm and maximum speed signs must be at minimum 600 mm x 750 mm - both must conform to MUTCD requirements.

If a separate by-law number sign is being used, it must be at minimum 600 mm x 150 mm , display black lettering and look

In cases where the speed reduction is not in effect at all times, a sign identifying the effective hours/days/months must be placed below the maximum speed sign, as shown below. If a separate by-law number sign is being used, it must be placed directly below the sign identifying when the speed reduction is in effect.



A sign identifying when the speed limit is in effect must: be at minimum 600 mm x 400 mm, be reflectorized and look similar to the sign pictured.

**Signs at the End of the Zone**

A school area sign with an 'end' sign below it must be erected to identify the end of a RSSZ. The 'end' sign must be of at minimum 600 mm x 300 mm and look similar to the sign shown below.

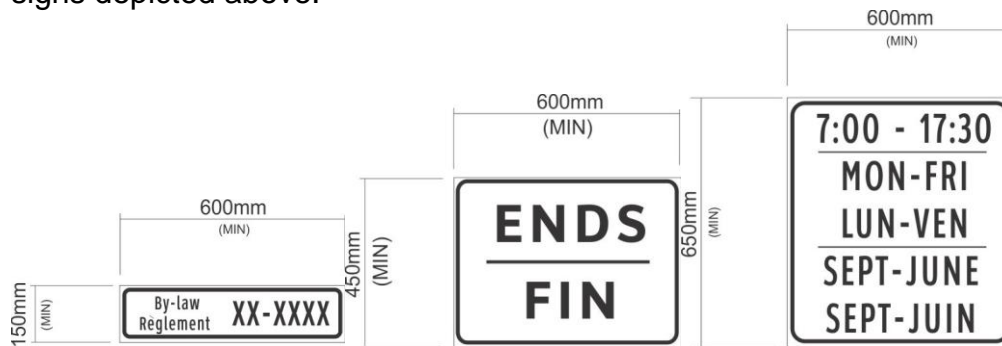


**Signs at Intersecting Roadways**

Where roadways, other than back lanes intersect with the portion of road comprising a RSSZ, a maximum speed sign must be placed at the intersection to ensure drivers are aware of the speed reduction. If the speed reduction is not in effect at all times, then the required signage indicating when the speed reduction is in effect must be placed below the maximum speed sign.



The following bilingual signs are also authorized for use in place of the English-only signs depicted above.



### ***Samples of Reduced-Speed School Zone Signage***

Appendix A provides sample signage for RSSZ's on two-lane, two-way roadways, four-lane divided roadways and multi-lane one-way roadways.

## **Speed Enforcement**

The RCMP and local police forces are responsible for speed enforcement in Manitoba, including speed enforcement in RSSZ. Speeding in a RSSZ is *not* a by-law offence. It is a speeding offence like any other under *The Highway Traffic Act* (HTA). A driver caught speeding in a RSSZ will be issued a provincial offence notice for speeding and, in most cases, be required to pay a set fine prescribed in provincial regulations.

Usually when a local government wants to reduce an existing speed limit, it must seek approval from the Highway Traffic Board (HTB). If the HTB approves the speed reduction, the new maximum speed for the specific portions of roadway is prescribed in the *Maximum Speed Order* (MSO) which is a regulation under the HTA.

The MSO authorizes the maximum speed and makes it enforceable; however, because the maximum speed in a RSSZ does not require HTB approval, it is not possible to authorize it under the MSO. Consequently, a by-law is required to authorize the maximum speed in a RSSZ so that it may be enforced. The by-law simply authorizes the speed reduction; it does not create an offence and is not in itself enforceable. A by-law officer is not authorized to enforce speeding offences, including speed offences in RSSZs.

## Further Information

This guideline is intended to provide an overview of the regulatory requirements regarding the establishment of RSSZ's. The *Reduced-Speed School Zones Regulation* provides the precise details related to designating RSSZ's. It is accessible at: [http://web2.gov.mb.ca/laws/regs/current/\\_pdf-regs.php?reg=136/2013](http://web2.gov.mb.ca/laws/regs/current/_pdf-regs.php?reg=136/2013)

Appendix B contains a question and answer regarding RSSZ's.

### Signage:

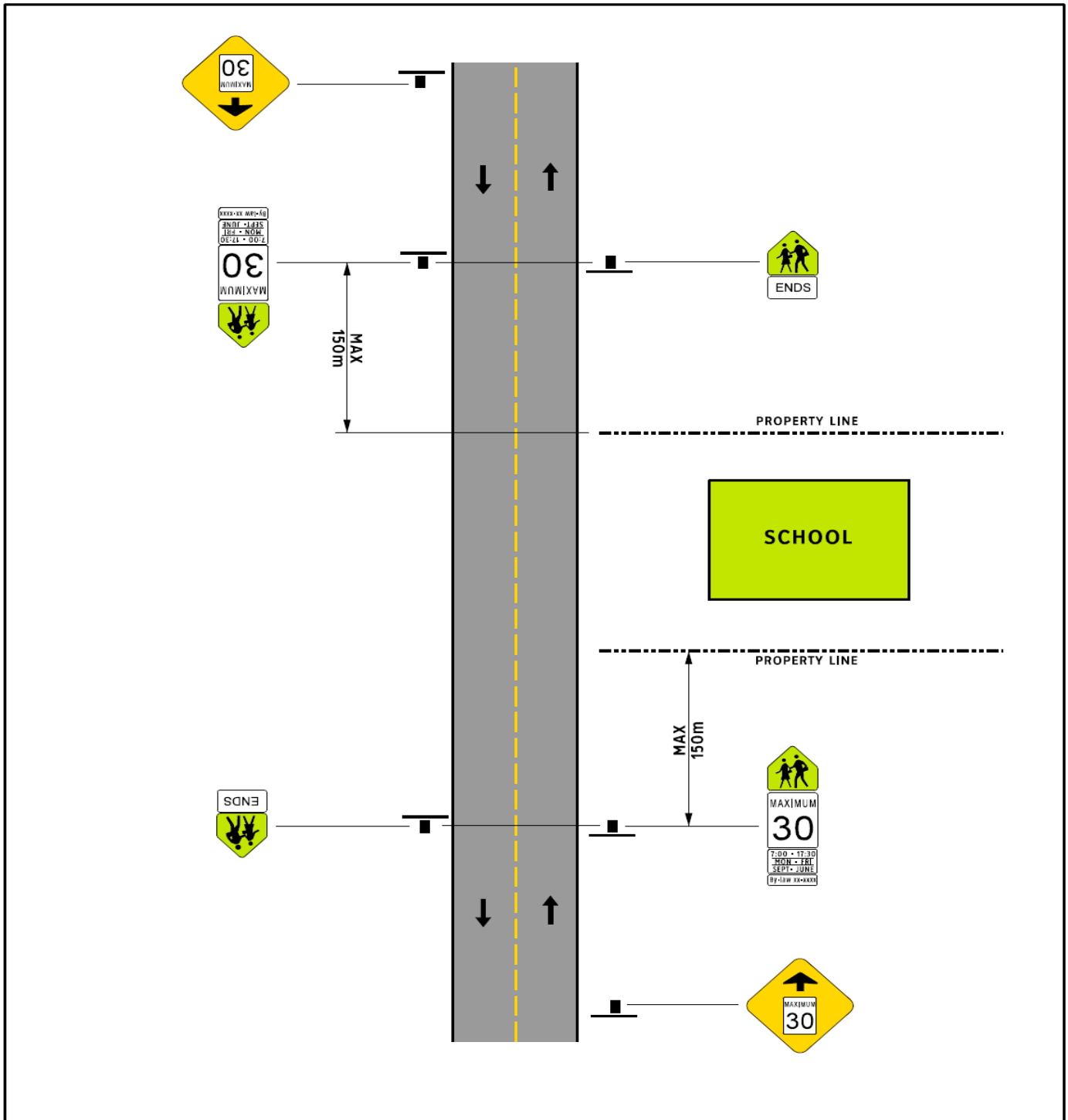
For further information regarding signage requirements, or to obtain approval of the signage for RSSZ's on provincial highways/roads, contact MIT's Traffic Engineering at 204-945-3781

### Other Questions:

Questions related to any other matters regarding RSSZ's should be directed to MIT's Legislative and Regulatory Services Branch at 204-945-2003.



## APPENDIX A

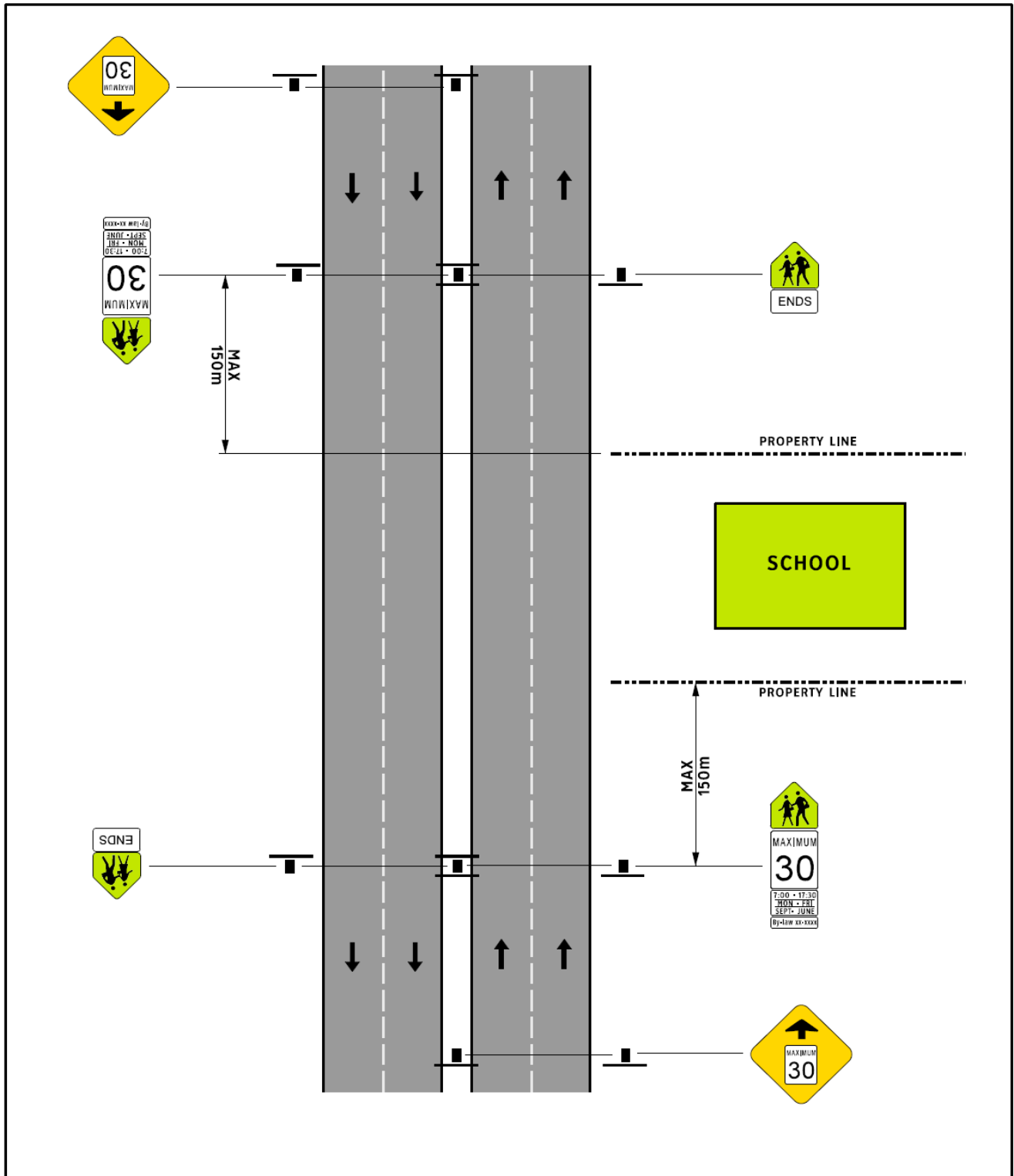


REVISIONS	DATE	DESCRIPTION	BY

  
**Manitoba**  
**Infrastructure and**  
**Transportation**  
 TRAFFIC ENGINEERING

TWO-LANE, TWO-WAY ROADWAY  
 SCHOOL ZONE SPEED REDUCTION  
 APPROVED BY: \_\_\_\_\_

SCALE:	N.T.S
DATE:	09-2013
PREP. BY:	DGC
<b>TO-086a</b>	



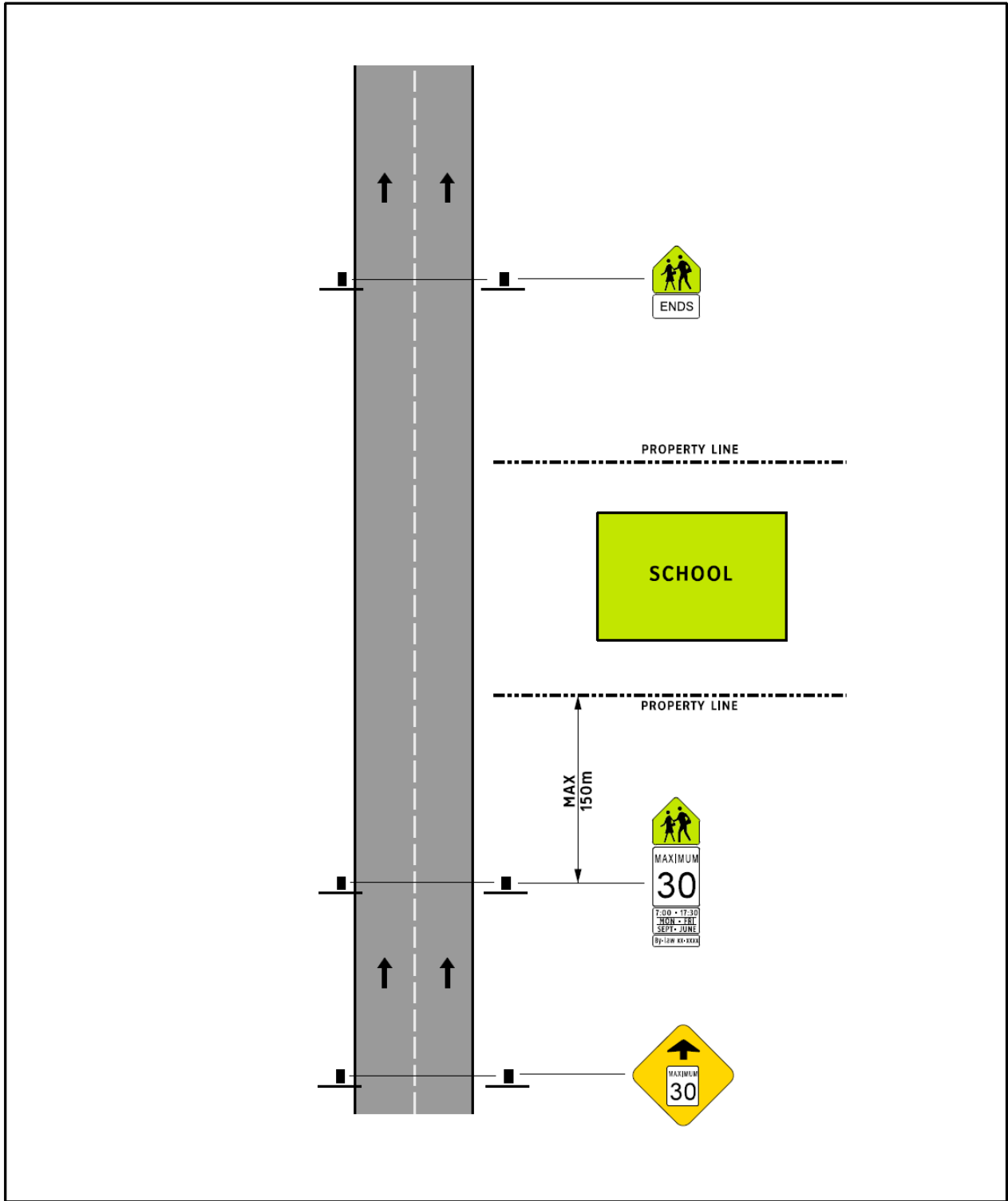
REVISIONS	DATE	DESCRIPTION	BY

**Manitoba**   
**Infrastructure and Transportation**  
 TRAFFIC ENGINEERING

FOUR-LANE DIVIDED ROADWAY  
 SCHOOL ZONE SPEED REDUCTION

APPROVED BY: \_\_\_\_\_

SCALE:	N.T.S
DATE:	09-2013
PREP. BY:	DGC
<b>TO-086b</b>	



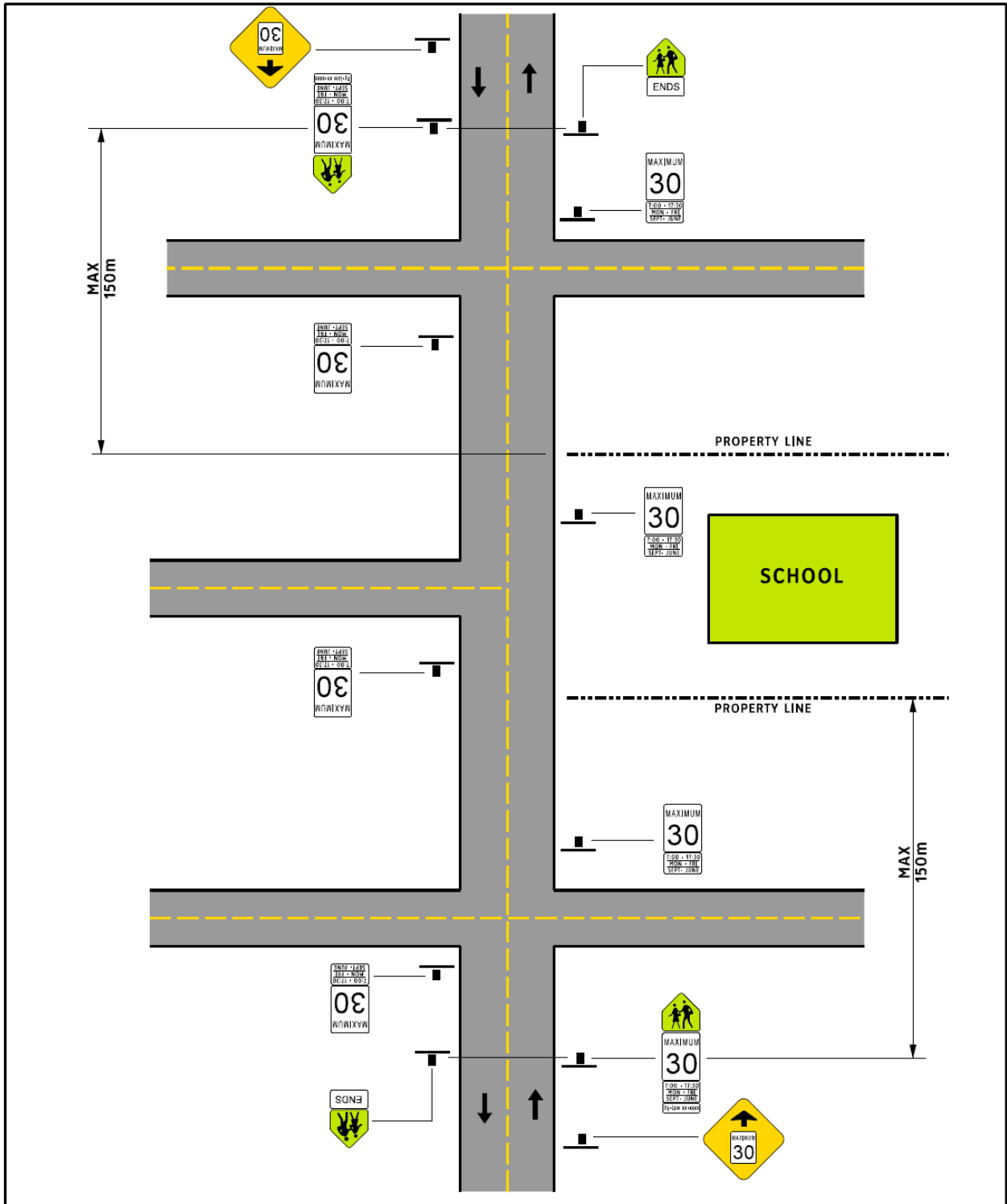
REVISIONS	DATE	DESCRIPTION	BY

**Manitoba**   
**Infrastructure and Transportation**  
 TRAFFIC ENGINEERING


MULTI-LANE, ONE-WAY ROADWAY  
 SCHOOL ZONE SPEED REDUCTION

APPROVED BY: \_\_\_\_\_

SCALE:	N.T.S
DATE:	09-2013
PREP. BY:	DGC
<b>TO-086c</b>	



REVISIONS	DATE	DESCRIPTION	BY

**Manitoba**   
**Infrastructure and Transportation**  
 TRAFFIC ENGINEERING

TWO-LANE, TWO-WAY ROADWAY  
 WITH EXTRA INSTALLATIONS  
 SCHOOL ZONE SPEED REDUCTION

APPROVED BY: \_\_\_\_\_

SCALE:	N.T.S
DATE:	09-2013
PREP. BY:	DGC
<b>TO-086d</b>	

## Appendix B

### Reduced-Speed School Zones

#### Question & Answer

**1. What is a reduced-speed school zone?**

A reduced-speed school zone is established by a municipality or other local government under by-laws that set out roadways around a school which have a lower maximum speed than the regular posted maximum speed.

**2. What authorizes local governments to reduce speeds in school zones?**

In September 2013, *Highway Traffic Act* amendments came into force that allow local governments to make by-laws to reduce the maximum speed in school zones, provided certain conditions set out in the *Reduced-Speed School Zones Regulation* are followed.

**3. How do local governments establish reduced-speed school zones?**

Local governments must pass by-laws that identify the portions of roadways with the speed reduction and the school associated with it. The by-laws must also include the reduced maximum speed(s) and when the speed reduction is in effect.

**4. Which schools may have reduced-speed zones?**

The roadways around any public or private school within the K-12 grade range may be established as a reduced-speed school zone. Local governments decide which schools should have reduced-speed school zones.

**5. What is the maximum speed in a reduced-speed school zone?**

Local governments may reduce the maximum speed in a school zone to no less than 30 km/h on roadways where the maximum posted speed is less than 80 km/h and to no less than 50 km/h on roadways where the maximum posted speed limit is 80 km/h or more.

**6. When are the reduced speeds in effect?**

Local governments determine when speed reductions are in effect. Reduced speeds may be effective at all the times, or only during certain hours, days or months. If a speed reduction is not in effect at all times, then signs are required to

let drivers know when to slow down.

**7. How are reduced-speed school zones identified to drivers?**

The *Reduced-Speed School Zones Regulation* prescribes specific signs that must be erected at the beginning and end of a RSSZ and at each intersecting roadway. Provided there is at least 150 m before the beginning of a RSSZ, an advanced warning sign must be erected to warn drivers of the up-coming speed reduction. If the speed reduction is not in effect at all times, then signs are required to let drivers know when to slow down.

**8. Who enforces the speed limit in a reduced-speed school zone?**

Policing agencies such as the RCMP or municipal police forces are responsible for speed enforcement. A driver caught speeding in a reduced-speed school zone would receive the same type of ticket that is issued for speeding elsewhere.

**9. Is speeding in a reduced-speed school zone a by-law offence?**

No, speeding in a reduced-speed school zone is a speed offence under *The Highway Traffic Act*. It is not a by-law offence.

**10. What are the fines for speeding in a reduced-speed school zone?**

The fines for speeding in a reduced-speed school zone are the same as other speeding offences. Only fines for speeding in a construction zone are higher.

**11. Which roadways may be included in a reduced-speed school zone?**

Speeds may only be reduced on roadways that are adjoining the school property. A reduced-speed school zone must be within 150 metres from the boundaries of the school property. However, in cases where two adjacent RSSZs are within 300 m of each other, one RSSZ may be established.

**12. Are school playgrounds part of a school zone?**

Reduced-speed school zones may include school yards or school recreational facilities. These are considered part of the school property.

**13. Can reduced-speed school zones be photo enforced?**

Yes, photo enforcement may be used in any school zone within the City of Winnipeg, regardless of whether there is a speed reduction.

**14. Where can I find the laws governing reduced-speed school zones?**

Provisions in The Highway Traffic Act [s. 98.1 – 98.1(6)] may be viewed at [http://web2.gov.mb.ca/laws/statutes/ccsm/\\_display2.php](http://web2.gov.mb.ca/laws/statutes/ccsm/_display2.php)

The *Reduced-Speed School Zones Regulation* may be viewed at: [http://web2.gov.mb.ca/laws/regs/current/\\_pdf-regs.php?reg=136/2013](http://web2.gov.mb.ca/laws/regs/current/_pdf-regs.php?reg=136/2013)